

The screenshot shows the registration page for NewsActivist. The steps are numbered as follows:

1. The search bar at the top of the page.
2. The "I am a" section with radio buttons for "Student" and "Teacher".
3. The "E-mail address" input field.
4. The "Password" input field.
5. The "Is your institution listed below?" section with radio buttons for "Yes" and "No (create a new institution)".
6. The "Terms of Use" section with a checked checkbox for "I agree with the Terms & Conditions".
7. The CAPTCHA section with the "I'm not a robot" checkbox.
8. The "Create new account" button at the bottom left.

1 To open your account and set up your classes, go to:
newsactivist.com
 and click **Register**

2 Indicate whether you're a student or a teacher and continue to add your info.

3 The e-mail address where you wish to receive your authentication.
 It will not be made public.
 Adjust your spam filter to accept mail from NewsActivist.

4 Create your password.

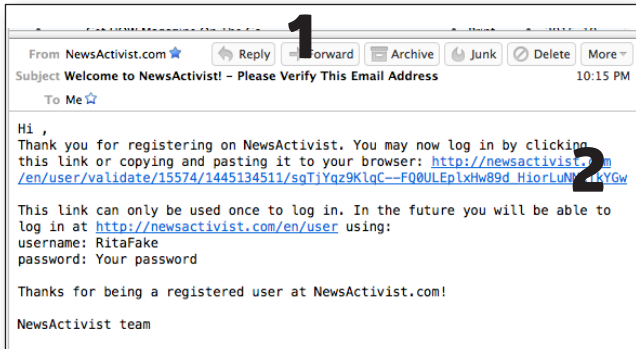
5 Your institution:
 Hold down and release on your school.
 If it is not listed, create a new listing.

6 Please read our terms and conditions and check the "agree" box.

7 Pass the humanity test.

8 Now click the green **Create new account** button. You will receive your account authentication e-mail shortly.
You must click the link in that email to complete your registration.

Authentication

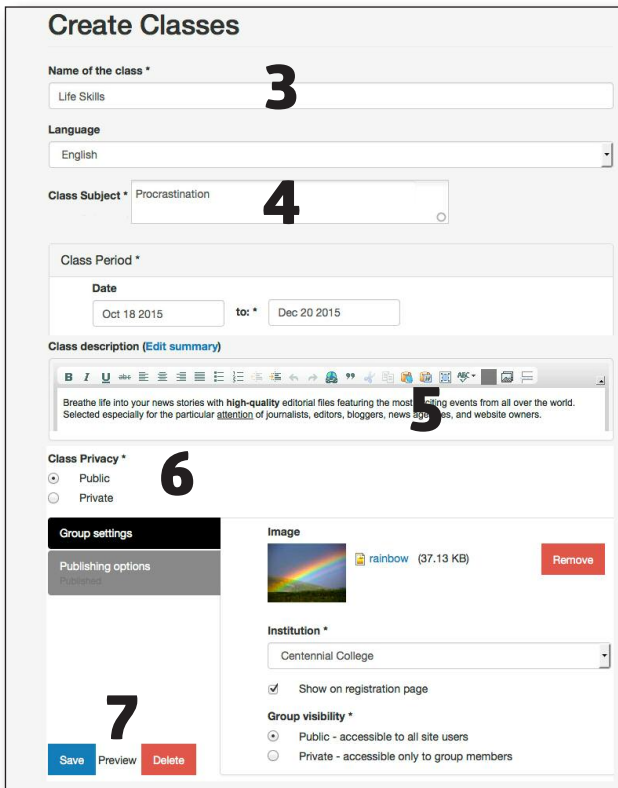


Authentication e-mail

- 1 This e-mail acknowledges your registration. If you don't receive it promptly, check your spam filter.
- 2 Click the first link in the Welcome email or copy it into your browser. Use it only once. It will take you to your own NewsActivist page. In future, login at newsactivist.com.

Optional: Create a biography to introduce yourself to your students. You may include a photo.

Creating a Class



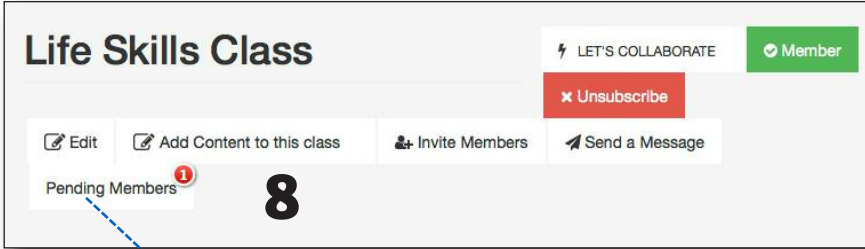
The screenshot shows the 'Create Classes' form. Numbered annotations are as follows:

- 3: Points to the 'Name of the class' input field containing 'Life Skills'.
- 4: Points to the 'Class Subject' dropdown menu showing 'Procrastination'.
- 5: Points to the 'Class description' text area containing text about news stories.
- 6: Points to the 'Class Privacy' radio buttons, with 'Public' selected.
- 7: Points to the 'Save' button at the bottom left.

- 3 Name your class.
- 4 Subject: Drop down or add a new one in the same box.
- 5 Add a short description.
- 6 **Choose your Class Privacy Settings**
Public: Posts will be available to the entire NewsActivist community.
Individual students may choose to limit access to their work.
Private: Posts can be seen by only you, your registered students and the NewsActivist administration.
Individual students may choose to make their own work public.
You can also add an image.
- 7 You may preview your information before clicking SAVE.

Once you have created and saved your class, you will be returned to the teacher page.

Adding your students



Life Skills Class

LET'S COLLABORATE Member

Unsubscribe

Edit Add Content to this class Invite Members Send a Message

Pending Members **8**

! Your students must now register their own accounts at NewsActivist.com.

- Provide them with the name of the class to select on the student registration form.

They will receive an authentication email similar to the one you received.



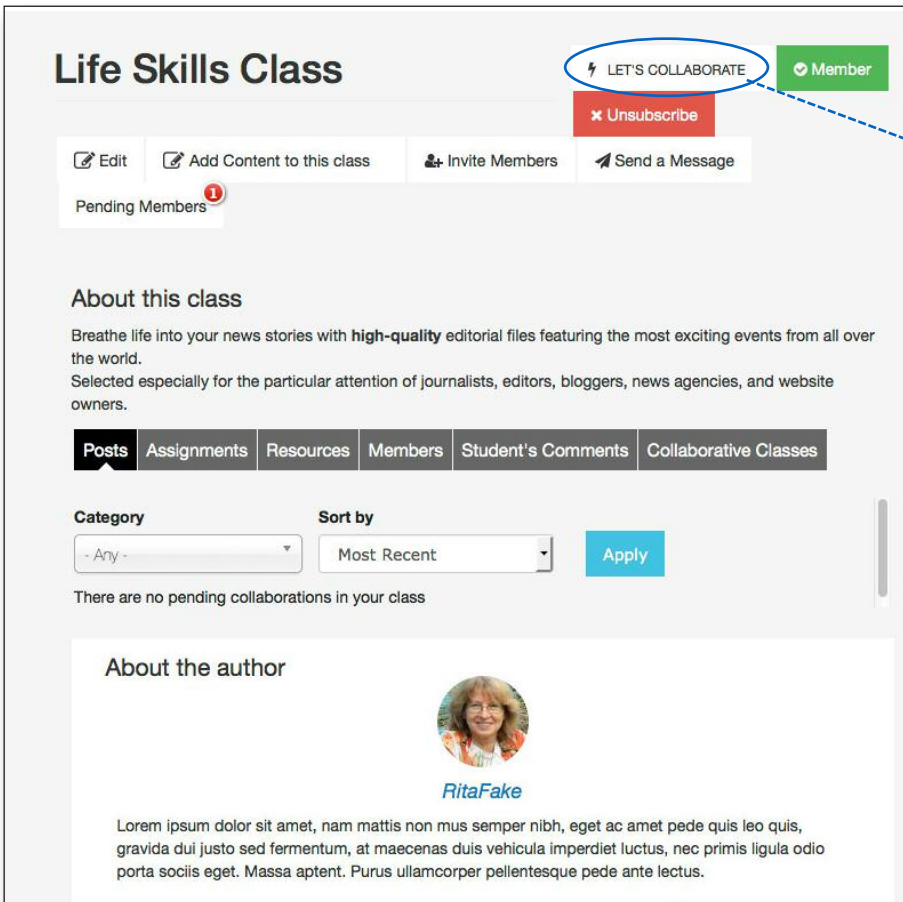
Life Skills Class members

Go back to your Class Page

Approve Members for group Life Skills Class

Bingostudent [Approve](#)

8 You will receive an email notification that a new student wants to join your class. Link to approve them from your Class page under **Pending Members**.



Life Skills Class

LET'S COLLABORATE Member

Unsubscribe

Edit Add Content to this class Invite Members Send a Message

Pending Members **1**

About this class


Breathe life into your news stories with **high-quality** editorial files featuring the most exciting events from all over the world. Selected especially for the particular attention of journalists, editors, bloggers, news agencies, and website owners.

Posts Assignments Resources Members Student's Comments Collaborative Classes

Category: - Any - Sort by: Most Recent [Apply](#)

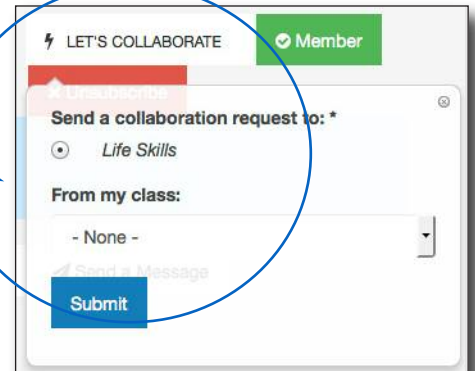
There are no pending collaborations in your class

About the author



RitaFake

Lorem ipsum dolor sit amet, nam mattis non mus semper nibh, eget ac amet pede quis leo quis, gravida dui justo sed fermentum, at maecenas dui vehicula imperdiet luctus, nec primis ligula odio porta sociis eget. Massa aptent. Purus ullamcorper pellentesque pede ante lectus.



LET'S COLLABORATE Member

Send a collaboration request to: *

Life Skills

From my class:

- None -

Send a Message

Submit

Let's Collaborate

For teachers to connect classes in different locations for virtual team teaching.

Support

If you have any questions, please send an e-mail via the feedback form on the site or email helpdesk@newsactivist.com

feedback